


● APPLICATIONS

Suitable for move plate steel, block steel and round steel, such as machine parts, press molds, plastic molds and iron materialetc.



● LOAD OF HOLDING POWER

The load of holding power will change depending on the thickness, attractive face roughness and quality of material and clearance between the workpiece with magnet.

Table of difference in holding power by thickness

Thickness	Percentage of lifting capacity							
	mm	inch	VML-3000	VML-2000	VML-1000	VML-600	VML-300	VML-100
T1	up 60	up 2.36"	100%	100%	100%	100%	100%	100%
T2	55	2.16"	95%	95%	100%	100%	100%	100%
T3	50	1.97"	90%	95%	100%	100%	100%	100%
T4	45	1.77"	85%	90%	100%	100%	100%	100%
T5	40	1.57"	80%	85%	90%	100%	100%	100%
T6	35	1.38"	70%	75%	90%	100%	100%	100%
T7	30	1.18"	60%	65%	80%	100%	100%	100%
T8	25	0.98"	50%	55%	70%	90%	100%	100%
T9	20	0.79"	40%	45%	60%	75%	90%	100%
T10	15	0.59"	30%	35%	50%	60%	70%	100%
T11	10	0.39"	20%	25%	35%	45%	50%	70%
T12	5	0.20"	10%	15%	20%	25%	30%	40%

Table of difference in holding power by attractive face roughness For all models

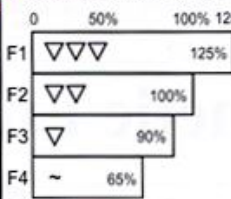



Table of difference in holding power by material quality For all models



Calculating Formula for "Range of Lifting Capacity" → (TxFxMxCapacity of Lifter)

Example:
Terms of workpiece: T8, F1 and M2
90% x 125% x 85% x 600kg (VML-600)=573KG

SAFETY COEFFICIENT x 3.3 times

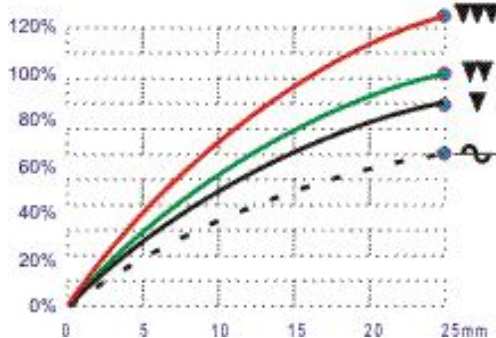
The capacity of magnet indicated as 1/3.3 of holding power, it means the real holding power is 3.3 times of capacity. For example the capacity of VML-600 is 600kg (1320lbs) but the real holding power is 1980kg (4350lbs).

The large safety coefficient is consideration for ensuring the use in safety.

MAXIMUM LIFTING RANGE

From of material	Steel plate		Round steel		Maximum length
	Max. lifting capacity	Min. thickness required	Max. lifting capacity	Max. diameter	
ORDER NO	kg lbs	mm inch	kg lbs	mm inch	mm inch
VML-100	100 220	15 0.59"	45 99	150 5.9"	1000 40"
VML-300	300 660	25 0.98"	135 300	250 9.8"	1500 60"
VML-600	600 1320	30 1.18"	270 600	350 13.8"	2000 80"
VML-1000	1000 2200	40 1.57"	450 990	450 17.8"	2500 98"
VML-2000	2000 4400	55 2.16"	900 1980	550 21.6"	3000 118"
VML-3000	3000 6600	60 2.36"	1350 2970	650 25.6"	3500 138"

Fuerza respecto de espesores y mecanizado



Fuerza respecto de espesores y materiales

