

CP12170 12V 17Ah(20hr)



The rechargeable batteries are lead-lead dioxide systems. The dilute sulfuric acid electrolyte is absorbed by separators and plates and thus immobilized. Should the battery be accidentally overcharged producing hydrogen and oxygen, special one-way valves allow the gases to escape thus avoiding excessive pressure build-up. Otherwise, the battery is completely sealed and is, therefore, maintenance-free, leak proof and usable in any position.

Battery Construction

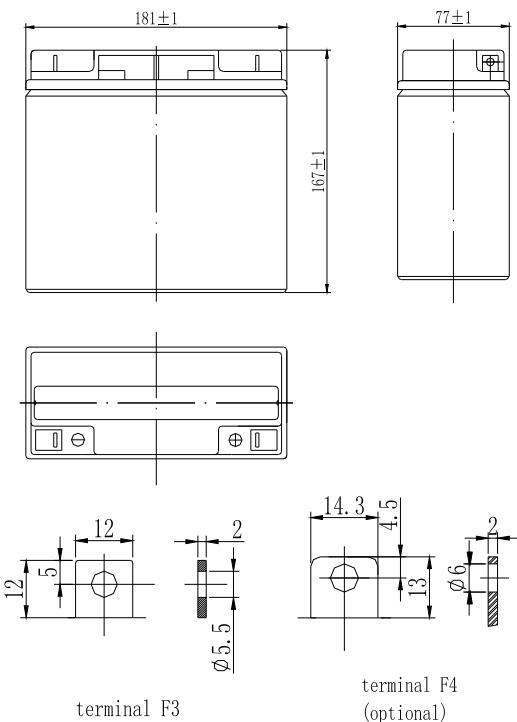
Component	Positive plate	Negative plate	Container	Cover	Safety valve	Terminal	Separator	Electrolyte
Raw material	Lead dioxide	Lead	ABS	ABS	Rubber	Copper	Fiberglass	Sulfuric acid

General Features

- Absorbent Glass Mat (AGM) technology for efficient gas recombination of up to 99% and freedom from electrolyte maintenance or water adding.
- Not restricted for air transport-complies with IATA/ICAO Special Provision A67.
- UL-recognized component.
- Can be mounted in any orientation.
- Computer designed lead, calcium tin alloy grid for high power density.
- Long service life, float or cyclic applications.
- Maintenance-free operation.
- Low self discharge.

Dimensions and Weight

Length(mm / inch).....181 / 7.13
 Width(mm / inch).....77 / 3.03
 Height(mm / inch).....167 / 6.57
 Total Height(mm / inch).....167 / 6.57
 Approx. Weight(Kg / lbs).....5.7 / 12.6



Performance Characteristics

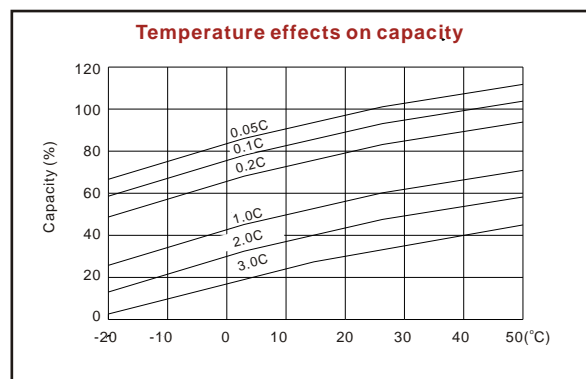
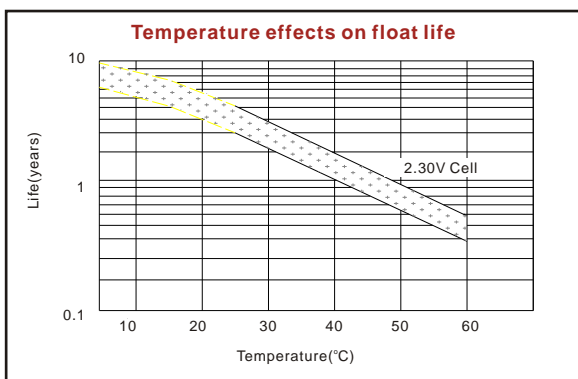
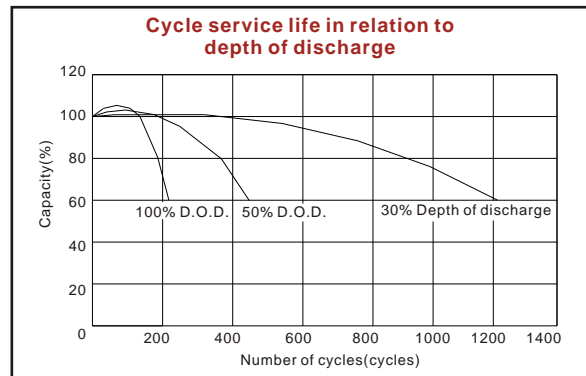
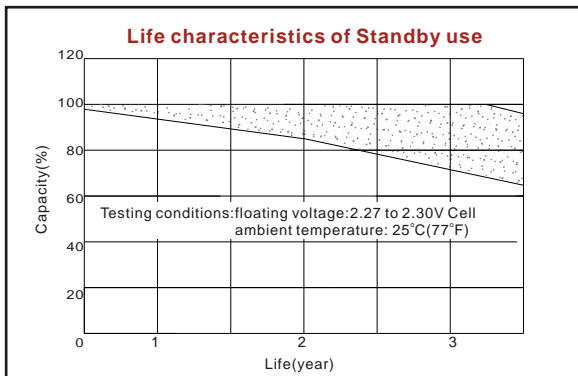
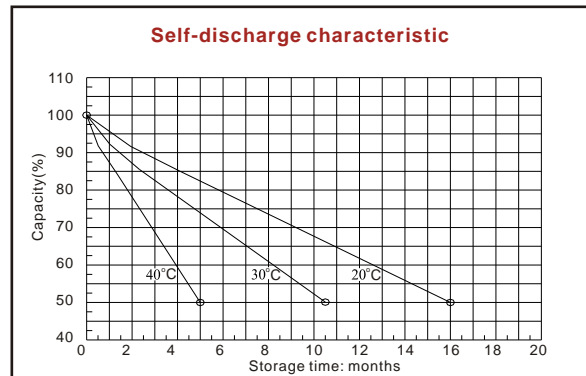
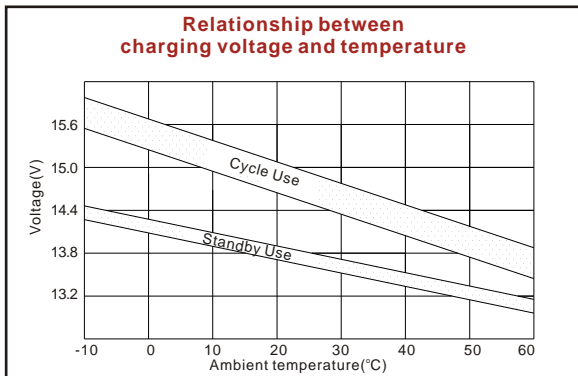
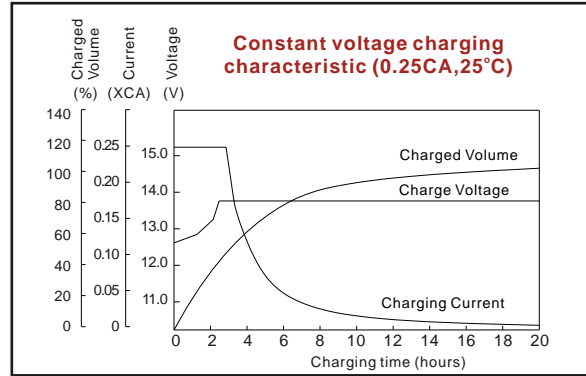
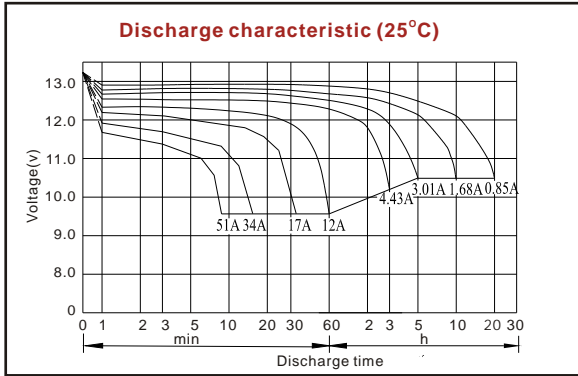
Nominal Voltage12V
 Number of cell6
 Design Life3~5 years
 Nominal Capacity 77°F(25°C)
 20 hour rate (0.85A, 10.5V).....17Ah
 10 hour rate (1.68A, 10.5V).....16.8Ah
 5 hour rate (3.01A, 10.5V).....15.05Ah
 1 hour rate (12A, 9.6V).....12Ah
 Internal Resistance
 Fully Charged battery 77°F(25°C).....16mOhms
 Self-Discharge
 3% of capacity declined per month at 20°C(average)
 Operating Temperature Range
 Discharge-20~60°C
 Charge-10~60°C
 Storage-20~60°C
 Max. Discharge Current 77°F(25°C)225A(5s)
 Short Circuit Current850A
 Charge Methods: Constant Voltage Charge 77°F(25°C)
 Cycle use14.5-14.9V
 Maximum charging current6.8A
 Temperature compensation.....-30mV/°C
 Standby use13.6-13.8V
 Temperature compensation.....-20mV/°C

Discharge Constant Current (Amperes at 77°F25°C)

End Point Volts/Cell	5min	10min	15min	30min	1h	3h	5h	10h	20h
1.60V	67.0	45.3	36.0	20.0	12.0	4.58	3.19	1.78	0.91
1.65V	64.9	44.2	35.1	19.6	11.8	4.51	3.13	1.75	0.90
1.70V	62.6	43.1	34.2	19.1	11.6	4.43	3.07	1.72	0.89
1.75V	60.1	41.9	33.3	18.7	11.4	4.36	3.01	1.68	0.85
1.80V	57.4	40.8	32.4	18.2	11.2	4.28	2.93	1.65	0.84

Discharge Constant Power (Watts at 77°F25°C)

End Point Volts/Cell	5min	10min	15min	30min	45min	1h	2h	3h	5h
1.60V	131	83.6	67.3	38.3	29.4	23.4	13.1	9.10	6.16
1.65V	127	82.2	66.2	37.8	29.1	23.2	13.0	9.01	6.09
1.70V	123	80.8	65.0	37.2	28.7	23.0	12.8	8.92	6.01
1.75V	118	79.3	63.9	36.7	28.4	22.7	12.7	8.83	5.94
1.80V	114	77.9	62.7	36.1	28.0	22.5	12.5	8.74	5.92



ISO9001:2000

MH25860

G4M19906-9202-E-16

www.vision-batt.com

Shenzhen Center Power Tech. Co., Ltd.
 RM 1801, 18/F, Cangsong Bldg., Terra 6 Rd, Chegongmiao, Futian District, Shenzhen 518040 China
 Tel: (+86-755) 8343 5688 Fax: (+86-755) 8384 9585 E-mail: sales@vision-batt.com